



Sample document for website demonstration. Customer names, addresses, signatures, phone numbers, job-specific service dates, and other personalization have been intentionally removed.

Property Inspected: Sample Commercial Kitchen	Date of Inspection: Sample Date
Property Address: Sample Address / City / Province	Report Type: Inspection + Cleaning Documentation
Multiple Hoods: <input type="checkbox"/> Yes <input checked="" type="checkbox"/> No	Inaccessible Areas: <input type="checkbox"/> Yes <input checked="" type="checkbox"/> No

Appliances and Exhaust System

Main Fuel Type: <input checked="" type="checkbox"/> Natural Gas <input type="checkbox"/> Electric <input type="checkbox"/> Solid Fuel	Cooking Volume: <input type="checkbox"/> Very High <input type="checkbox"/> High <input checked="" type="checkbox"/> Medium <input type="checkbox"/> Low
Main Cooking Style: <input type="checkbox"/> Deep Frying <input type="checkbox"/> Asian <input type="checkbox"/> Griddle <input type="checkbox"/> Char Broiling <input checked="" type="checkbox"/> Mixed Use	Hood Captures Heat / Effluent: <input checked="" type="checkbox"/> Yes <input type="checkbox"/> No
Hood Type: <input type="checkbox"/> Modular Extractor <input type="checkbox"/> Water Wash <input checked="" type="checkbox"/> Filter <input type="checkbox"/> Other	Fan Type: <input checked="" type="checkbox"/> Upblast <input type="checkbox"/> Other Termination: <input type="checkbox"/> Wall <input checked="" type="checkbox"/> Roof
Duct Type: <input checked="" type="checkbox"/> Type I grease <input type="checkbox"/> Type II steam / vapor / heat / odors	Rooftop Grease Containment: <input type="checkbox"/> Yes <input checked="" type="checkbox"/> No / Not observed

Grease Build-Up Assessment

Assessment Area	None	Acceptable 50 microns	Cleaning Required 2000 microns	Critical Depth 3175 microns
Grease build-up on filters	<input checked="" type="checkbox"/>			
Grease build-up in hood	<input checked="" type="checkbox"/>			
Grease build-up in ductwork	<input checked="" type="checkbox"/>			
Grease build-up on fan	<input checked="" type="checkbox"/>			
Grease build-up on surrounding surfaces	<input checked="" type="checkbox"/>			

Accessibility, Safety, and Cleaning Verification

Item	Yes	No	NA	Item	Yes	No	NA
Entire system interior accessible?	<input checked="" type="checkbox"/>			Fan tippable or interior accessible?	<input checked="" type="checkbox"/>		
Adequate access panels?	<input checked="" type="checkbox"/>			Fan is working properly?	<input checked="" type="checkbox"/>		
Filters conforming and in place?	<input checked="" type="checkbox"/>			Is fan wiring defect free?	<input checked="" type="checkbox"/>		
Water wash hood operational?			<input checked="" type="checkbox"/>	Roof around fan is free of grease build-up?	<input checked="" type="checkbox"/>		
Hood damper operates properly?			<input checked="" type="checkbox"/>	System is liquid tight?	<input checked="" type="checkbox"/>		
Dangerous non-conforming access?			<input checked="" type="checkbox"/>	Entire system clean to applicable codes?	<input checked="" type="checkbox"/>		

Cleaning Schedule and Summary

Recommended Cleaning Frequency: Semi-Annually	Next Cleaning Date: Sample Month / Year
Comments: Entire kitchen exhaust system was cleaned as part of the standard inspection and cleaning process.	Technician Signature: Sample Only — personalization removed

This page is a generic sample and does not represent a specific customer, site, employee, or service record.



Before and After Photo Documentation

The following images show representative before-and-after cleaning documentation for a sample kitchen exhaust service. These photos are included for demonstration of the reporting format.







Grease Filter Cleaning	Baffle filter condition before and after cleaning.
BEFORE CLEANING	AFTER CLEANING
	
Wall and Backsplash Area	Stainless wall panel and backsplash condition before and after service.
BEFORE CLEANING	AFTER CLEANING
	
Exhaust Hood Line	Hood canopy, filters, and surrounding cooking line before and after cleaning.
BEFORE CLEANING	AFTER CLEANING
	

Photo section is for sample website display only. It is not a formal customer record unless completed with actual job details, dates, site information, and technician verification.